

# STEVE FERRONE

MIDI GROOVE LIBRARY



*Platinum Samples*

# Steve Ferrone MIDI Groove Library

Welcome and thank you for purchasing the Platinum Samples Steve Ferrone MIDI Groove Library.

This groove library is available in multiple formats: BFD2, BFD Eco, BFD Eco DV, Toontrack EZDrummer & Superior Drummer, Addictive Drums, Cakewalk Session Drummer and General MIDI. Please download the version(s) you will be using.

## BFD2, BFD Eco & BFD Eco DV

### Installation: Windows XP or later

The BFD library download is provided as a single compressed (zipped) archive. The archive is named Steve\_Ferrone\_BFD.zip

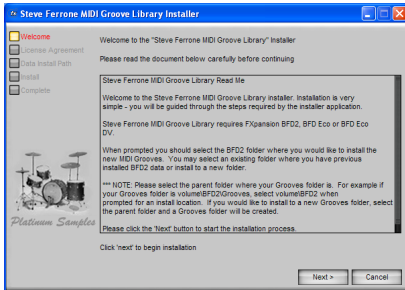
1. In order to access the installer, right-click the downloaded archive package and select "Extract All..." to unarchive.

Find the installer named Steve Ferrone Groove Library Installer WIN.exe and double click it to run it.

Name	Size	Type	Date Modified
Installer		File Folder	9/27/2010 2:31 AM
Steve Ferrone Groove Library Installer OSU.app		File Folder	9/27/2010 2:31 AM
Steve Ferrone Groove Library Installer WIN.exe	1,429 KB	Application	2/13/2009 3:17 PM
Steve Ferrone MIDI Groove Library Manual.pdf	1,667 KB	Adobe Acrobat Doc...	9/27/2010 2:19 AM

2. A splash screen appears, followed by a welcome page.

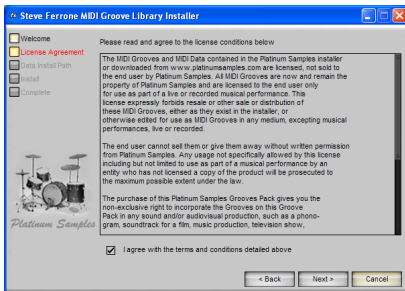
Read the on-screen instructions and click **Next** to begin the installation.



### 3. Read the license conditions and check the tick box to agree.

If you leave the tick box unchecked, you will not be able to continue with the installation.

Click **Next** to proceed.



### 4. Specify any folder on a suitable hard disk in which to install the groove library data.

**Note:** If installing on Windows Vista®, the current BFD Eco and BFD2 data paths may not be listed.

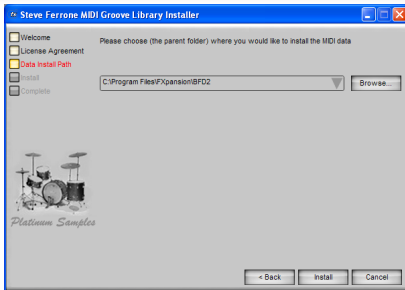
In this case you *must* browse to the required data path manually.

The drop-down menu contains all current BFD Eco, BFD Eco DV or BFD2 data paths. Select one of these or click Browse to navigate to and select a new location.

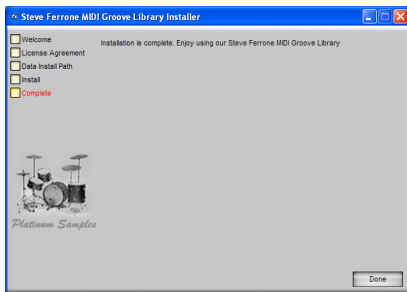
If you select a new location, it is added to BFD Eco's and/or BFD2's and BFD Eco DV's list of data paths automatically.

The data paths are scanned for new files next time you launch BFD Eco or BFD2.

Click **Next** to proceed.



5. When the installation is complete, click **Done** to close the installer application.



# BFD2, BFD Eco & BFD Eco DV

## Installation: Mac OSX 10.5.7 or above

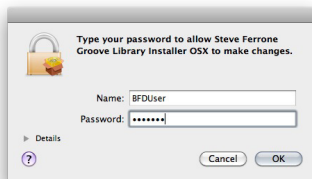
The BFD library download is provided as a single compressed (zipped) archive. The archive is named Steve\_Ferrone\_BFD.zip

1. Double-click the archive in order to unpack it. The extracted folder is opened, showing the files required to install the package.

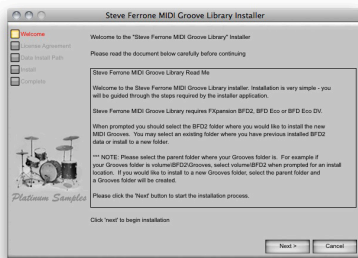
2. To launch the installer, double-click the OSX installer file in the folder.

Name	Date Modified	Size	Kind
Steve Ferrone MIDI Groove Library Manual.pdf	Today, 11:25 PM	1.5 MB	Portable Document Format (PDF)
Steve Ferrone Groove Library Installer WIN.exe	Feb 13, 2009 2:17 PM	1.5 MB	Microsoft Windows application
Steve Ferrone Groove Library Installer OSX	Today, 1:16 PM	7.5 MB	Application
▶ Installer	Sep 20, 2010 4:17 PM	--	Folder

3. At this point you may be asked for your Admin password. You must have Admin privileges in order to install this software on your machine.

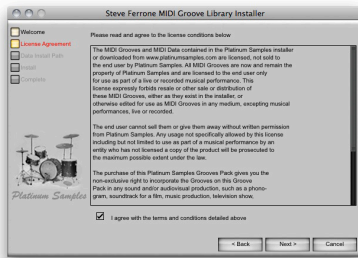


4. A splash screen appears, followed by a welcome page.



Read the on-screen instructions and click **Next** to begin the installation.

5. Read the license conditions and check the tick box to agree.



If you leave the tick box unchecked, you will not be able to continue with the installation.

Click **Next** to proceed.

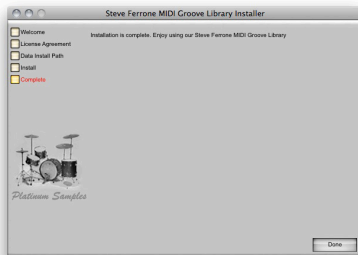
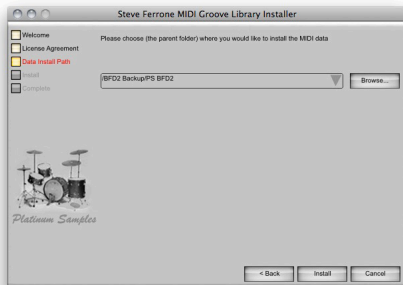
6. Specify any folder on a suitable hard disk in which to install the groove library

The drop-down menu contains all current BFD Eco or BFD2 data paths. Select one of these or click Browse to navigate to and select a new location.

If you select a new location, it is added to BFD Eco's and/or BFD2's list of data paths automatically.

The data paths are scanned for new files next time you launch BFD Eco or BFD2.

Click **Next** to proceed.



7. When the installation is complete, click **Done** to close the installer application.

# **Toontrack EZDrummer & Superior Drummer 2.0**

## **Installation: Windows XP or later**

The Toontrack library download is provided as a single compressed (zipped) archive. The archive is named Steve\_Ferrone\_TT\_WIN.zip

1. In order to access the installer, right-click the downloaded archive package and select "Extract All..." to unarchive.
2. Find the installer named Steve Ferrone MIDI Library Installer.exe and double click it to run it.

Follow the on-screen instructions to install the MIDI Groove Library.

## **Installation: Mac OSX 10.5.7 or above**

The Toontrack library download is provided as a single compressed (zipped) archive. The archive is named Steve\_Ferrone\_TT\_MAC.zip

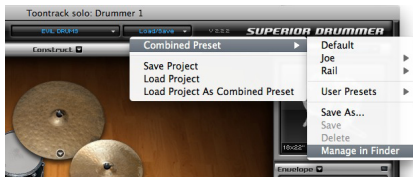
1. Double-click the archive in order to unpack it. The extracted folder is opened, showing the files required to install the package.
2. To launch the installer, double-click the OSX installer named Steve Ferrone MIDI Library Installer and double click it to run it.

Follow the on-screen instructions to install the MIDI Groove Library.

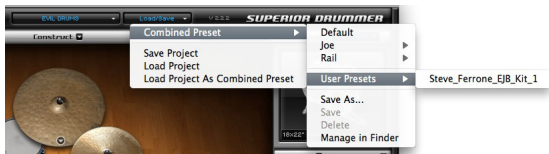
## Installing the combined Evil Drums SDX combined preset for Superior Drummer 2.0

If you own and have installed Platinum Samples Evil Drums SDX, you may install the included combined preset. In Superior Drummer 2.0 load any Evil Drums SDX kit.

Select the menu item in Superior Drummer “Load/Save” and navigate in the menu to Combined Preset -> Manage in Finder/Explorer



This will open the Combined Preset User folder. Drag the file named Steve\_Ferrone\_EJB\_Kit\_1 from the installer's folder named 'Combined Preset for Evil Drums SDX' to this folder. You can now close the folder and the combined preset should be listed in Combined Presets User Presets folder.



# Addictive Drums

The Addictive Drums library download is provided as a single compressed (zipped) archive. The archive is named Steve\_Ferrone\_AD.zip

Installation of the Steve Ferrone MIDI Groove Library is performed by dragging and dropping the 'Platinum Samples Steve Ferrone AD' folder into the Addictive Drums Beats 'User MIDI Files' Folder.

To locate the Addictive Drums Beats Folder, in Addictive Drums press the 'Beats Folder' button on the Beats page.



Press 'Refresh Library'.

The Steve Ferrone Library is mapped to the Addictive Drums 'Default' map.

# Cakewalk Session Drummer

The Session Drummer library download is provided as a single compressed (zipped) archive. The archive is named Steve\_Ferrone\_Cakewalk.zip

1. In order to access the Groove Library, right-click the downloaded archive package and select "Extract All..." to unarchive.
  2. Find the installer named *Steve Ferrone MIDI Library Installer CW.exe* and double click it to run it.
- Follow the on-screen instructions to install the MIDI Groove Library.

# General MIDI

The GM library download is provided as a single compressed (zipped) archive. The archive is named Steve\_Ferrone\_GM.zip

## Steve Ferrone General MIDI Standard MIDI Files

<b>Instrument</b>	<b>Articulation</b>	<b>MIDI Note</b>
Kick	Hit	C1
Snare 1	Hit	D1
	Rimshot	E1
	Sidestick	C#1
<b>Toms</b>		
Rack 1 (High)	Hit	C2
Rack 2 (Mid)	Hit	A1
Floor 1	Hit	G1
Floor 2	Hit	F1
<b>Cymbals</b>		
Ride	Hit (Bow)	D#2
	Bell	E2
	Edge	B2
Crash 1	Hit (Edge)	C#2
Crash 2	Hit (Edge)	A2
Crash 3	Hit (Edge)	G2
<b>Hihat</b>		
Hihat	Pedal	G#1
	Closed Tip	F#1
	Closed Shank	F#1
	All other Open articulations	A#1

# Steve Ferrone

Steve Ferrone was born on April 25, 1950 in Brighton, England. The former Average White Band drummer has played with a who's who of the music business, including Mindi Abair, Brian Auger Oblivion Express, Anita Baker, Ray Barretto, George Benson, the B-52's, Johnny Cash, Eric Clapton, Donovan, George Duke, Duran Duran, The Emotions, Bryan Ferry, Roberta Flack, Peter Frampton, Aretha Franklin, David Garfield, Lincoln Goines, Jeff Golub, George Harrison, Michael Jackson, Mick Jagger, Al Jarreau, Chaka Khan, Christine McVie, Pat Metheny, Bette Midler, Keb Mo, Stevie Nicks, David Sanborn, Carly Simon, James Taylor, The Temptations, Robbie Williams, Johnny Winter, and Steve Winwood.

Ferrone recorded Tom Petty's acclaimed solo album *Wildflowers* in 1992; he subsequently joined Petty's Heartbreakers and has been a band member ever since. Steve's influences include Ringo Starr, Charlie Watts, Tony Meehan (The Shadows), Bernard Purdie, Grady Tate, Elvin Jones, Max Roach, Art Blakey, John Bonham, Clyde Stubblefield, Al Jackson Jr., Harvey Mason, and Jack DeJohnette.

# About the Groove Library

The Steve Ferrone MIDI Groove Library is split into 2 sections, Grooves and Songs.

The grooves in the Steve Ferrone MIDI Groove Library are organized in the order performed so they have a natural flow. In BFD2 you may play the groove 'up' to have them play in their natural order. Rather than splitting the grooves from their original playing order, we added a suffix to the groove names to help you traverse them easier.

## Grooves Suffixes Key

Grooves Suffixes	
IF	Intro Fill
H	Hat
CR	Crash
R	Ride
F	Fill
SnD	Snare Drag
SnF	Snare Fill
OH	Open Hat
CH	Closed Hat
T	Tom

The songs are separated into their sections (Intro, Verse, Chorus, etc) as defined by the songs Steve played to. For an order of the song structure and their bar lengths, check out:

<http://www.platinumsamples.com/ps/SFMGrooveList.html>

(This page intentionally left blank)

# Platinum Samples License Agreement


The MIDI Grooves and MIDI Data contained in the Platinum Samples installer or downloaded from [www.platinumsamples.com](http://www.platinumsamples.com) are licensed, not sold to the end user by Platinum Samples. All MIDI Grooves are now and remain the property of Platinum Samples and are licensed to the end user only for use as part of a live or recorded musical performance. This license expressly forbids resale or other sale or distribution of these MIDI Grooves, either as they exist in the installer, or otherwise edited for use as MIDI Grooves in any medium, excepting musical performances, live or recorded.

The end user cannot sell them or give them away without written permission from Platinum Samples. Any usage not specifically allowed by this license including but not limited to use as part of a musical performance by an entity who has not licensed a copy of the product will be prosecuted to the maximum possible extent under the law.

The purchase of this Platinum Samples Grooves Pack gives you the non-exclusive right to incorporate the Grooves on this Groove Pack in any sound and/or audiovisual production, such as a phonogram, soundtrack for a film, music production, television show, theatre show, musical, advertisement, website, video game, or other media production.

You may not distribute, sell, rent, lease, sublicense, assign, or otherwise transfer any of the MIDI Grooves except as incorporated in a production. You may not distribute the MIDI Grooves independently of a production, or with any directions or instructions as to how the MIDI Grooves may be extracted from a production, or with any invitation, suggestion or authorization that the MIDI Grooves may be extracted from a production.

**BFD2 & BFD Eco are registered trademarks of **

**Toontrack, EZDrummer and Superior Drummer 2.0  
are registered trademarks of **

**Addictive Drums is a registered trademark of XLN Audio**

**Cakewalk & Session Drummer are registered trademarks of Cakewalk, Inc.**

**[www.platinumsamples.com](http://www.platinumsamples.com)**

© 2010 Platinum Samples. All trademarks acknowledged. Mac is a trademark of Apple Computer, Inc. Windows XP and Windows Vista® are trademarks of Microsoft Corporation in the United States and other countries. Other trademarks mentioned are held by their respective owners.

Warning: The unauthorized reproduction or distribution of this copyrighted work is illegal. Criminal copyright infringement, including infringement without monetary gain, is investigated by the FBI and is punishable by up to 5 years in federal prison and a fine of \$250,000.