

# *Real Latin MIDI Groove Library*



*Platinum Samples*

# Real Latin MIDI Grooves Library

Welcome and thank you for purchasing the *Platinum Samples Real Latin MIDI Grooves Library*.

This grooves library is available in multiple formats: BFD2, BFD Eco, BFD Eco DV, Toontrack EZDrummer & Superior Drummer, Addictive Drums, Cakewalk Session Drummer, SSD4 and General MIDI. Please download the version(s) you will be using.

Some of the images in this manual may be from other Platinum Samples products.

## BFD2, BFD Eco & BFD Eco DV

### Installation: Windows XP or later

The BFD library download is provided as a single compressed (zipped) archive. The archive is named *Real\_Latin\_BFD2.zip*.

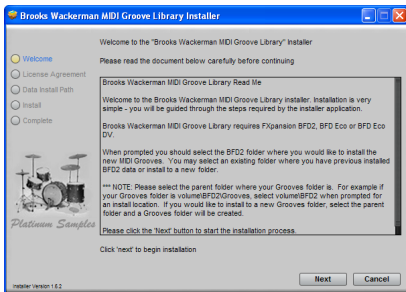
The BFD Eco library download is provided as a single compressed (zipped) archive. The archive is named *Real\_Latin\_ECO.zip*

1. In order to access the installer, right-click the downloaded archive package and select "Extract All..." to unarchive.

Find the installer named *Real Latin Installer WIN.exe* and double click it to run it.

2. A splash screen appears, followed by a welcome page.

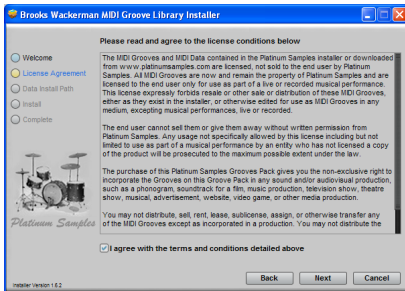
Read the on-screen instructions and click *Next* to begin the installation.



### 3. Read the license conditions and check the tick box to agree.

If you leave the tick box unchecked, you will not be able to continue with the installation.

Click **Next** to proceed.



### 4. Specify any folder on a suitable hard disk in which to install the groove library data.

**Note:** If installing on Windows Vista®, the current BFD Eco and BFD2 data paths may not be listed.

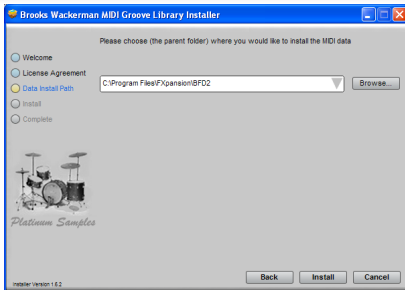
In this case you **must** browse to the required data path manually.

The drop-down menu contains all current BFD Eco, BFD Eco DV or BFD2 data paths. Select one of these or click **Browse** to navigate to and select a new location.

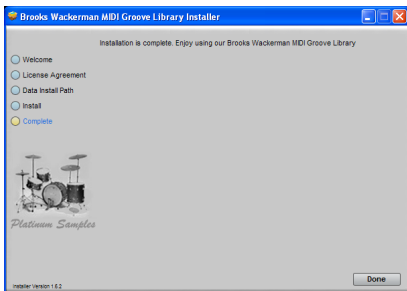
If you select a new location, it is added to BFD Eco's and/or BFD2's and BFD Eco DV's list of data paths automatically.

The data paths are scanned for new files next time you launch BFD Eco or BFD2.

Click **Next** to proceed.



5. When the installation is complete, click *Done* to close the installer application.



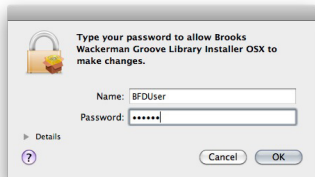
# BFD2, BFD Eco & BFD Eco DV

## Installation: Mac OSX 10.5.7 or above

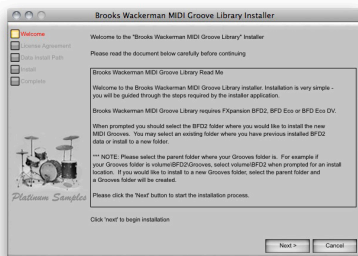
The BFD2 library download is provided as a single compressed (zipped) archive. The archive is named *Real\_Latin\_BFD2.zip*

The BFD Eco library download is provided as a single compressed (zipped) archive. The archive is named *Real\_Latin\_ECO.zip*

1. Double-click the archive in order to unpack it. The extracted folder is opened, showing the files required to install the package.
2. To launch the installer, double-click the OSX installer file in the folder.
3. At this point you may be asked for your Admin password. You must have Admin privileges in order to install this software on your machine.

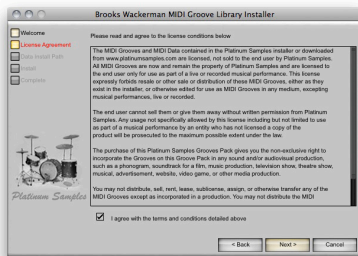


4. A splash screen appears, followed by a welcome page.



Read the on-screen instructions and click *Next* to begin the installation.

5. Read the license conditions and check the tick box to agree.



If you leave the tick box unchecked, you will not be able to continue with the installation.

Click *Next* to proceed.

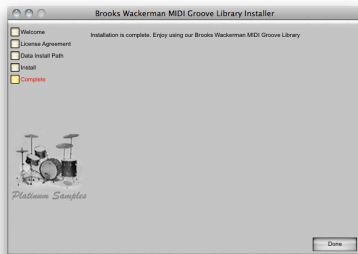
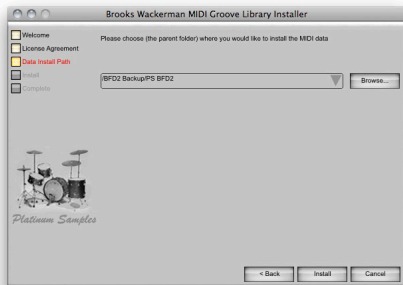
## 6. Specify any folder on a suitable hard disk in which to install the groove library

The drop-down menu contains all current BFD Eco or BFD2 data paths. Select one of these or click Browse to navigate to and select a new location.

If you select a new location, it is added to BFD Eco's and/or BFD2's list of data paths automatically.

The data paths are scanned for new files next time you launch BFD Eco or BFD2.

Click *Next* to proceed.



## 7. When the installation is complete, click *Done* to close the installer application.

# Toontrack EZDrummer & Superior Drummer 2.0

## Installation: Windows XP or later

The Toontrack library download is provided as a single compressed (zipped) archive. The archive is named *Real\_Latin\_TT\_WIN.zip*. For EZDrummer 2 the archive is named *Real\_Latin\_EZ2\_WIN.zip*

1. In order to access the installer, right-click the downloaded archive package and select "Extract All..." to unarchive.
2. Find the installer named *Real Latin MIDI Library Installer TT.exe* and double click it to run it.

Follow the on-screen instructions to install the MIDI Groove Library.

## Installation: Mac OSX 10.6 or above

The Toontrack library download is provided as a single compressed (zipped) archive. The archive is named *Real\_Latin\_TT\_MAC.zip*. For EZDrummer 2 the archive is named *Real\_Latin\_EZ2\_MAC.zip*

1. Double-click the archive in order to unpack it. If necessary double click the DMG file to mount the disk image. The extracted folder is opened, showing the files required to install the package.
2. To launch the installer, double-click the OSX installer named *Real Latin MIDI Library Installer* and double click it to run it.

Follow the on-screen instructions to install the MIDI Groove Library.

## Using with EZDrummer 2

Load a cowbell into a Percussion slot and set it to C#-2 (note 1).

# Steven Slate Drums 4

## Installation:

The Steven Slate library download is provided as a single compressed (zipped) archive. The archive is named *Real\_Latin\_SSD4.zip*

Unzip the SSD4 zip archive and drag the .lib folder(s) into your SSD4Library\Grooves folder.

Drag the .lib folder preset from the DrumKitPresets folder into your SSD4Library\DrumKitPresets folder.

Restart SSD4 for them to appear.

The Real Latin grooves use the supplied (Real Reggae) cowbell one-shot WAV sample which is mapped in the supplied kit preset.

Place the cowbell WAV file in your SSD4Library\OneShotSamplesData folder.

The grooves use the SSD4 mapping with the cowbell mapped to note 72 (C4).

## **Notes:**

The SSD4 Parts columns will include an empty “Tempo Folder” to indicate the Parts’ tempo. These are intentionally left empty and are only included to display the tempo of the grooves.

The SSD4 Kit preset will not load the one-shot samples in the current version of SSD4. This is a known issue and we expect a fix from the SSD4 developers. Until the fix is released, load the Real Latin kit preset and load the Real Reggae Cowbell wav file into a sample slot in SSD4 and map it to note 72. You can then resave over the kit preset.

# Addictive Drums

The Addictive Drums library download is provided as a single compressed (zipped) archive. The archive is named *Real\_Latin\_AD.zip*

Installation of the *Real Latin MIDI Groove Library* is performed by dragging and dropping the folder named 'Platinum Samples Real Latin AD' into the Addictive Drums Beats 'User MIDI Files' Folder.

To locate the Addictive Drums Beats Folder, in Addictive Drums press the 'Beats Folder' button on the Beats page.



After copying the *Platinum Samples Real Latin AD* folder into the Beats Folder, press 'Refresh Library'.

The Real Latin Library is mapped to the Addictive Drums 'Default' map.

## Cakewalk Session Drummer

The Session Drummer library download is provided as a single compressed (zipped) archive. The archive is named *Real\_Latin\_CW.zip*

1. In order to access the installer, right-click the downloaded archive package and select "Extract All..." to unarchive.

2. Find the installer named *Real Latin MIDI Library Installer CW.exe* and double click it to run it.

Follow the on-screen instructions to install the MIDI Groove Library.

# General MIDI

The GM library download is provided as a single compressed (zipped) archive. The archive is named *Real\_Latin\_GM.zip*

## Real Latin General MIDI Standard MIDI Files

<b>Instrument</b>	<b>Articulation</b>	<b>MIDI Note</b>	
Kick	Hit	C1	36
Snare 1	Hit	D1	38
	Rimshot	E1	40
	Sidestick	C#1	37
<b>Toms</b>			
Rack 1 (High)	Hit	C2	48
Rack 2 (Mid)	Hit	A1	45
Floor	Hit	F1	41
<b>Cymbals</b>			
Ride	Hit (Bow)	D#2	51
	Bell	F2	53
	Edge	B2	59
Crash 1	Hit (Edge)	C#2	49
Crash 2	Hit (Edge)	A2	57
<b>Hihat</b>			
Hihat	Pedal	G#1	44
	Closed Tip	F#1	42
	Closed Shank	F#1	42
	All other Open articulations	A#1	46
<b>Percussion</b>			
Cowbell	Hit		56

Yamaha DTX900 Electronic Drums

Please check out the Yamaha DTX900 Electronic Drums and visit their website at [www.dtxperience.com](http://www.dtxperience.com)



Yamaha is a registered trademark of Yamaha Corporation. All rights reserved.


# Platinum Samples License Agreement

The MIDI Grooves and MIDI Data contained in the Platinum Samples installer or downloaded from [www.platinumsamples.com](http://www.platinumsamples.com) are licensed, not sold to the end user by Platinum Samples. All MIDI Grooves are now and remain the property of Platinum Samples and are licensed to the end user only for use as part of a live or recorded musical performance. This license expressly forbids resale or other sale or distribution of these MIDI Grooves, either as they exist in the installer, or otherwise edited for use as MIDI Grooves in any medium, excepting musical performances, live or recorded.

The end user cannot sell them or give them away without written permission from Platinum Samples. Any usage not specifically allowed by this license including but not limited to use as part of a musical performance by an entity who has not licensed a copy of the product will be prosecuted to the maximum possible extent under the law.

The purchase of this Platinum Samples Grooves Pack gives you the non-exclusive right to incorporate the Grooves on this Groove Pack in any sound and/or audiovisual production, such as a phono-gram, soundtrack for a film, music production, television show, theatre show, musical, advertisement, website, video game, or other media production.

You may not distribute, sell, rent, lease, sublicense, assign, or otherwise transfer any of the MIDI Grooves except as incorporated in a production. You may not distribute the MIDI Grooves independently of a production, or with any directions or instructions as to how the MIDI Grooves may be extracted from a production, or with any invitation, suggestion or authorization that the MIDI Grooves may be extracted from a production.

BFD2 & BFD Eco are registered trademarks of fxpansion

Toontrack, EZDrummer and Superior Drummer 2.0  
are registered trademarks of Toontrack Music AB

Addictive Drums is a registered trademark of XLN Audio

Cakewalk & Session Drummer are registered trademarks of Cakewalk, Inc.

**[www.platinumsamples.com](http://www.platinumsamples.com)**

© 2012 Platinum Samples. All trademarks acknowledged. Mac is a trademark of Apple Computer, Inc. Windows XP and Windows Vista ® are trademarks of Microsoft Corporation in the United States and other countries. Other trademarks mentioned are held by their respective owners.

Warning: The unauthorized reproduction or distribution of this copyrighted work is illegal. Criminal copyright infringement, including infringement without monetary gain, is investigated by the FBI and is punishable by up to 5 years in federal prison and a fine of \$250,000.