

# BROOKS WACKERMAN

MIDI GROOVE LIBRARY



*Platinum Samples*

# Brooks Wackerman MIDI Songs Library

Welcome and thank you for purchasing the Platinum Samples Brooks Wackerman MIDI Songs Library.

This groove library is available in multiple formats: BFD2, BFD Eco, BFD Eco DV, Toontrack EZDrummer & Superior Drummer, Addictive Drums, Cakewalk Session Drummer and General MIDI. Please download the version(s) you will be using.

## BFD2, BFD Eco & BFD Eco DV

### Installation: Windows XP or later

The BFD library download is provided as a single compressed (zipped) archive. The archive is named Brooks\_Wackerman\_Songs\_BFD\_WIN.zip

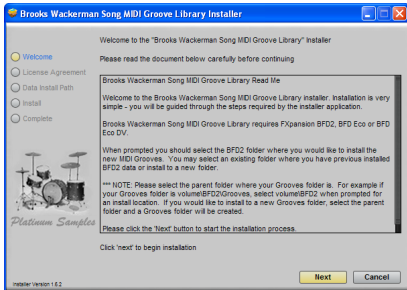
1. In order to access the installer, right-click the downloaded archive package and select "Extract All..." to unarchive.

Find the installer named Brooks Wackerman Song Groove Library Installer WIN.exe and double click it to run it.

Name	Size	Type	Date Modified
Installer		File Folder	8/5/2011 3:07 AM
Brooks Wackerman Song Groove Library Installer WIN.exe	1,962 KB	Application	11/5/2010 12:05 AM

2. A splash screen appears, followed by a welcome page.

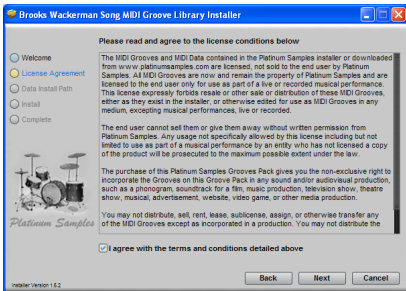
Read the on-screen instructions and click **Next** to begin the installation.



### 3. Read the license conditions and check the tick box to agree.

If you leave the tick box unchecked, you will not be able to continue with the installation.

Click **Next** to proceed.



### 4. Specify any folder on a suitable hard disk in which to install the groove library data.

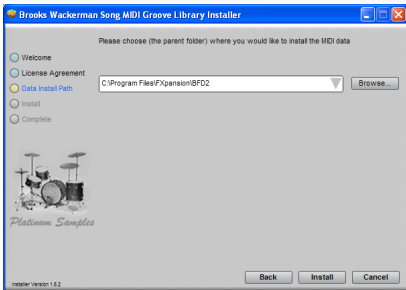
**Note:** If installing on Windows Vista®, the current BFD Eco and BFD2 data paths may not be listed. In this case you *must* browse to the required data path manually.

The drop-down menu contains all current BFD Eco, BFD Eco DV or BFD2 data paths. Select one of these or click Browse to navigate to and select a new location.

If you select a new location, it is added to BFD Eco's and/or BFD2's and BFD Eco DV's list of data paths automatically.

The data paths are scanned for new files next time you launch BFD Eco or BFD2.

Click **Next** to proceed.



5. When the installation is complete, click **Done** to close the installer application.



# BFD2, BFD Eco & BFD Eco DV

## Installation: Mac OSX 10.5.7 or above

The BFD library download is provided as a single compressed (zipped) archive. The archive is named Brooks\_Wackerman\_Songs\_BFD\_OSX.zip

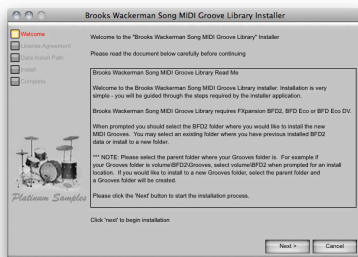
1. Double-click the archive in order to unpack it. The extracted folder is opened, showing the files required to install the package.
2. To launch the installer, double-click the OSX installer file in the folder.

Name	Date Modified	Size	Kind
Brooks Wackerman Song Groove Library Installer OSX	Sep 26, 2010 1:16 PM	7.3 MB	Application
▶ Installer	Today, 3:09 AM	--	Folder

3. At this point you may be asked for your Admin password. You must have Admin privileges in order to install this software on your machine.

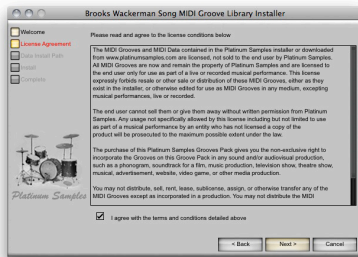


4. A splash screen appears, followed by a welcome page.



Read the on-screen instructions and click **Next** to begin the installation.

5. Read the license conditions and check the tick box to agree.



If you leave the tick box unchecked, you will not be able to continue with the installation.

Click **Next** to proceed.

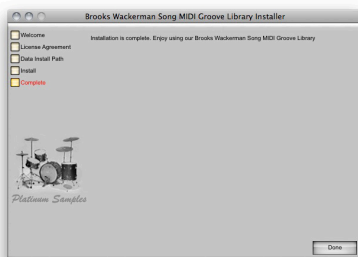
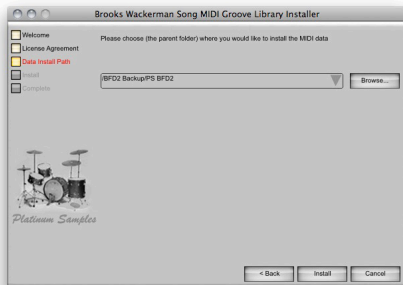
6. Specify any folder on a suitable hard disk in which to install the groove library

The drop-down menu contains all current BFD Eco or BFD2 data paths. Select one of these or click Browse to navigate to and select a new location.

If you select a new location, it is added to BFD Eco's and/or BFD2's list of data paths automatically.

The data paths are scanned for new files next time you launch BFD Eco or BFD2.

Click **Next** to proceed.



7. When the installation is complete, click **Done** to close the installer application.

# Toontrack EZDrummer & Superior Drummer 2.0

There are 2 versions of the Library available for Toontrack products. If you use Toontrack EZDrummer you should download and install the EZDrummer (EZD) version. If you have Superior Drummer 2.0 you may download and install either the EZDrummer or Superior Drummer (SD2) version -- the choice depends on which you prefer for the Snare rimshots.

In most Superior Drummer SDX's and EZX's the rimshot on MIDI note 40 is a shallow rimshot and the top velocities on the "center" articulation on MIDI note 38 are the full rimshots - in Platinum Samples Evil Drums SDX and Toontracks The Classic EZX the rimshot is completely separated... so the full range of the "center" articulation is the "center" snare hit and note 40 is the full range of "rimshot" articulations.

If you install the SD2 version the "center" notes and the "rimshot" notes are separated as played by Brooks. In the EZD version the "rimshot" notes have been merged into note 38, the "center" note. This is how most MIDI Libraries for Toontrack are made, but we felt the grooves played better when separated as performed. If you install the SD2 version and want to use it with another SDX or EZX we have included a MIDI Node preset which you'll find in a folder named "MIDI Node Preset". Follow the instructions on how to install the preset. You will need to load the preset when using an SDX or EZX where the rimshot and center snare articulations aren't separated.

## Installation: Windows XP or later

The Toontrack library download is provided as a single compressed (zipped) archive. The archive is named *Brooks\_Wackerman\_Songs\_TT\_SD2\_WIN.zip* or *Brooks\_Wackerman\_Songs\_TT\_EZD\_WIN.zip* (depending on the version you've selected to install)

1. In order to access the installer, right-click the downloaded archive package and select "Extract All..." to unarchive.
2. Find the installer named *Brooks Wackerman Songs MIDI Library Installer TT.exe* and double click it to run it.

Follow the on-screen instructions to install the MIDI Groove Library.

## **Installation: Mac OSX 10.6 or above**

The Toontrack library download is provided as a single compressed (zipped) archive. The archive is named `Brooks_Wackerman_Songs_TT_SD2_MAC.zip` or `Brooks_Wackerman_Songs_TT_EZD_MAC.zip` (depending on the version you've selected to install)

1. Double-click the archive in order to unpack it. The extracted folder is opened, showing the files required to install the package.
2. To launch the installer, double-click the OSX installer named *Brooks Wackerman Songs MIDI Library Installer* and double click it to run it.

Follow the on-screen instructions to install the MIDI Groove Library.

## **Installation: Mac OSX 10.5.x**

Please use the older Drag and Drop style install found in the "For 10.5" folder and follow the instructions in the Read Me.rtf file.

# **Evil Drums Presets**

## **For Superior Drummer 2.0**

If you own and have installed Platinum Samples Evil Drums SDX you may install the included combined presets for Superior Drummer. Locate the folder Combined Presets in the installer folder.

Follow the instructions in the PDF file.

## **For BFD2**

The installer will install a preset named "EJB Brooks Wackerman". This preset requires the Platinum Samples Evil Drums library.

## **For BFD Eco**

The installer will install a preset named "EJB Brooks Wackerman Eco". This preset requires the Platinum Samples Evil Drums library.

# Addictive Drums

The Addictive Drums library download is provided as a single compressed (zipped) archive. The archive is named Brooks\_Wackerman\_Songs\_AD.zip

Installation of the Brooks Wackerman MIDI Groove Library is performed by dragging and dropping the folder named 'Platinum Samples Brooks Wackerman Grooves AD' into the Addictive Drums Beats 'User MIDI Files' Folder.

To locate the Addictive Drums Beats Folder, in Addictive Drums press the 'Beats Folder' button on the Beats page.



After copying the Platinum Samples Brooks Wackerman Songs AD folder into the Beats Folder, press 'Refresh Library'.

The Brooks Wackerman Library is mapped to the Addictive Drums 'Default' map.

# Cakewalk Session Drummer

The Toontrack library download is provided as a single compressed (zipped) archive. The archive is named Brooks\_Wackerman\_Songs\_TT\_WIN.zip

1. In order to access the installer, right-click the downloaded archive package and select "Extract All..." to unarchive.
2. Find the installer named *Brooks Wackerman Songs MIDI Library Installer CW.exe* and double click it to run it.

Follow the on-screen instructions to install the MIDI Groove Library.

# General MIDI

The GM library download is provided as a single compressed (zipped) archive. The archive is named Brooks\_Wackerman\_Songs\_GM.zip

<b>Instrument</b>	<b>Articulation</b>	<b>MIDI Note</b>	
Kick	Hit	C1	36
Snare 1	Hit	D1	38
	Rimshot	E1	40
	Sidestick	C#1	37
<b>Toms</b>			
Rack 1 (High)	Hit	C2	48
Rack 2 (Mid)	Hit	A1	45
Floor 1	Hit	G1	43
Floor 2	Hit	F1	41
<b>Cymbals</b>			
Ride	Hit (Bow)	D#2	51
	Bell	F2	53
	Edge	B2	59
Crash 1	Hit (Edge)	C#2	49
	Choke	F#2	54
	Crash 2	Hit (Edge)	A2
Crash 2	Choke	A#2	58
	Crash 3	Hit (Edge)	G2
	Choke	B4	83
<b>Hihat</b>			
Hihat	Pedal	G#1	44
	Closed Tip	F#1	42
	Closed Shank	F#1	42
	All other Open articulations	A#1	46

# Brooks Wackerman

Born into a family of drummers, Brooks Wackerman was predestined to become the drumming powerhouse he is today. Tutored by his father Chuck Wackerman in the Los Alamitos High School jazz band and in middle school he learned to play at a very young age. The youngest brother of drummers Chad (Frank Zappa) and John, Brooks began studying drumming at age 7 with Chuck Flores and Murray Spivak.

Currently the drummer for seminal American punk rockers Bad Religion, Brooks is also the frontman for his solo project Kidneys. Brooks' first band was Bad4Good at the age of 12 after which he became the drummer for funk metal band Infectious Grooves whose success led him to becoming the drummer for the hardcore band Suicidal Tendencies from 1997 to 2001. Brooks played drums for The Vandals album "Look What I Almost Stepped In" and continues to be the stand in drummer for the band when their regular drummer, Josh Freese, isn't available.

In 2001 he became the current drummer for Bad Religion and has played on their albums "The Process of Belief", "The Empire Strikes First", "New Maps of Hell" and "Dissent of Man". Brooks has also shared drumming duty on Korn's untitled studio album with Terry Bozzio while also acting as frontman for Hot Potty and playing drums for thrash metal band The Innocent featuring bassist Ryan Sinn (who used to be in the bands: Love Equals Death, Angels & Airwaves and The Distillers), vocalist Brandan Schieppati (Bleeding Through) and guitarist Dave Nassi (No Use for a Name). In March of 2008 Brooks joined the experimental industrial rock band Fear and the Nervous System with guitarist/vocalist Munky (Korn), Billy Gould (Faith No More), Leopold Ross (Error) and Zac Baird (Korn, Billy Goat). Brooks has also toured with Tenacious D.

# About the Groove Library

The Brooks Wackerman MIDI Groove Library is split into 3 sections, Straight 4/4, Straight 5/4 and Straight 7/8.

The grooves in the Brooks Wackerman MIDI Groove Library are numbered in the order performed so they have a natural flow. The library includes the complete performance as well as the performance separated into grooves. We added a suffix to the groove names to help you traverse them easier.

## Notes about Song 11

Song 11 has varying meter (time signature). In most of the Virtual Instrument Browsers or Groove playback engines they do not support changes in meter -- but it is still possible to preview the grooves in your browser and drag them into your host onto a MIDI Track.

In BFD2 you will notice if the BFD2 time signature is set to 4/4 and you play "UP" in the Groove Window that the 2/4 bars will repeat - this is normal and a limitation of the software.

This Song will not appear in the current version of BFD Eco or BFD Eco DV because Eco does not support palettes with grooves having different time signatures.

## Song 11 Time Signatures

Intro Fill		3/8
Intro		4/4
Verse 1	1	4/4
	1	2/4
	3	4/4
	1	2/4
	3	4/4
	1	2/4
	3	4/4
	1	1/4
	2	4/4
Verse 2	1	4/4
	1	2/4
	3	4/4
	1	2/4
	3	4/4
	1	2/4
	3	4/4
	1	2/4
	2	4/4
Verse 3, Verse 4 & Solo	1	4/4
	1	2/4
	3	4/4
	1	2/4
	3	4/4
	1	2/4
	4	4/4
Chorus 1, 2, 3 & Outro and all Fills		4/4

## Yamaha DTX900 Electronic Drums

Please check out the Yamaha DTX900 Electronic Drums and visit their website at [www.dtxperience.com](http://www.dtxperience.com)



Yamaha is a registered trademark of Yamaha Corporation. All rights reserved.

### **Beta Testers (in alphabetical order):**

Kevin Afflack, Damian Blunt, Jordan L. Chilcott, Glenn Halldorson, Keith LuBrant, Dave Modisette, Christopher Reis, Scott Sibley & Ashley Smith

Thanks for all your hard work and dedication.

# Platinum Samples License Agreement


The MIDI Grooves and MIDI Data contained in the Platinum Samples installer or downloaded from [www.platinumsamples.com](http://www.platinumsamples.com) are licensed, not sold to the end user by Platinum Samples. All MIDI Grooves are now and remain the property of Platinum Samples and are licensed to the end user only for use as part of a live or recorded musical performance. This license expressly forbids resale or other sale or distribution of these MIDI Grooves, either as they exist in the installer, or otherwise edited for use as MIDI Grooves in any medium, excepting musical performances, live or recorded.

The end user cannot sell them or give them away without written permission from Platinum Samples. Any usage not specifically allowed by this license including but not limited to use as part of a musical performance by an entity who has not licensed a copy of the product will be prosecuted to the maximum possible extent under the law.

The purchase of this Platinum Samples Grooves Pack gives you the non-exclusive right to incorporate the Grooves on this Groove Pack in any sound and/or audiovisual production, such as a phonogram, soundtrack for a film, music production, television show, theatre show, musical, advertisement, website, video game, or other media production.

You may not distribute, sell, rent, lease, sublicense, assign, or otherwise transfer any of the MIDI Grooves except as incorporated in a production. You may not distribute the MIDI Grooves independently of a production, or with any directions or instructions as to how the MIDI Grooves may be extracted from a production, or with any invitation, suggestion or authorization that the MIDI Grooves may be extracted from a production.

**BFD2 & BFD Eco are registered trademarks of **

**Toontrack, EZDrummer and Superior Drummer 2.0  
are registered trademarks of **

**Addictive Drums is a registered trademark of XLN Audio**

**Cakewalk & Session Drummer are registered trademarks of Cakewalk, Inc.**

**[www.platinumsamples.com](http://www.platinumsamples.com)**

© 2011 Platinum Samples. All trademarks acknowledged. Mac is a trademark of Apple Computer, Inc. Windows XP and Windows Vista ® are trademarks of Microsoft Corporation in the United States and other countries. Other trademarks mentioned are held by their respective owners.

Warning: The unauthorized reproduction or distribution of this copyrighted work is illegal. Criminal copyright infringement, including infringement without monetary gain, is investigated by the FBI and is punishable by up to 5 years in federal prison and a fine of \$250,000.